

# All Through the Night

German Folk Song




# Lyrics:

- All through the night,
- The moon is silver bright.
- Cricket sings his tiny song,
- Sings it through the whole night long,
- All through the night.


# Rhythms:

4  
4



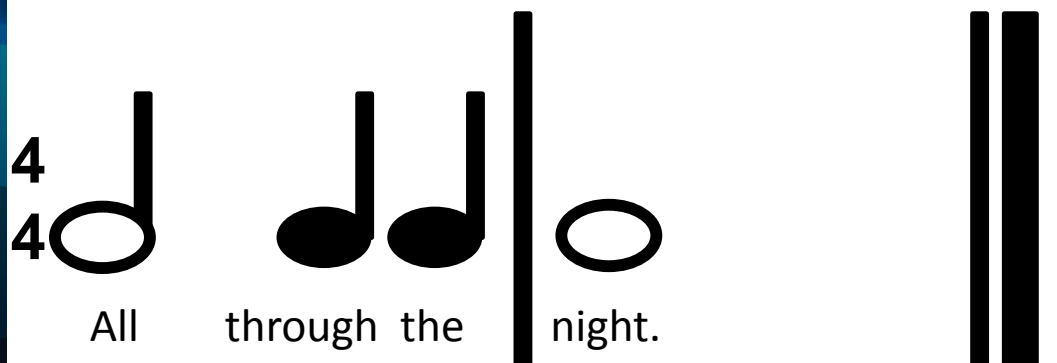
All through the night, the moon is sil - ver bright.

4  
4




Crick-et sings his ti - ny song, sings it through the whole night long,

4  
4




All through the night.



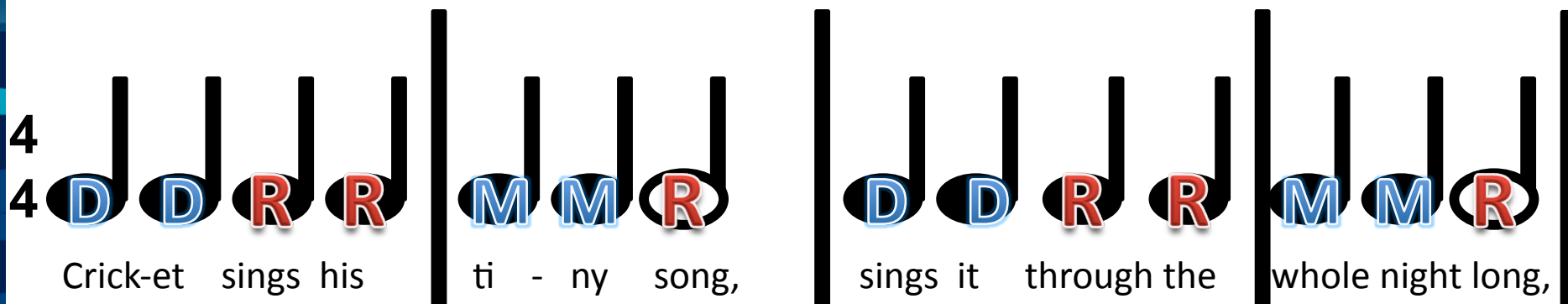
# Pitches with solfa (for singing):

4  
4



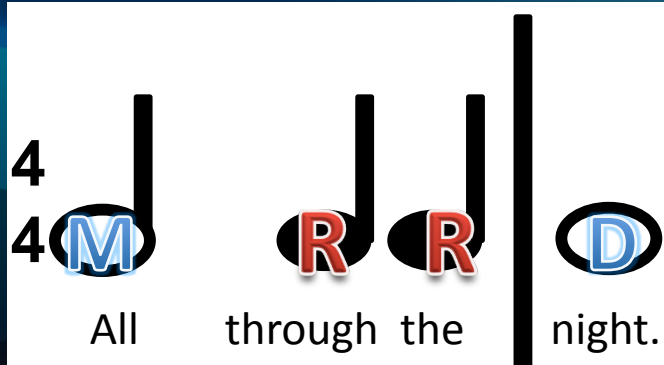
All through the night, the moon is sil - ver bright.

4  
4




Crick-et sings his ti - ny song, sings it through the whole night long,

4  
4



All through the night.



# Pitches with solfa on the music staff

4  
4

All through the night, the moon is sil - ver bright.

Crick-et sings his ti - ny song, sings it through the whole night long,

All through the night.

# Rhythms:

4  
4

All through the night, the moon is sil - ver bright.

4  
4

Crick-et sings his ti - ny song, sings it through the whole night long,

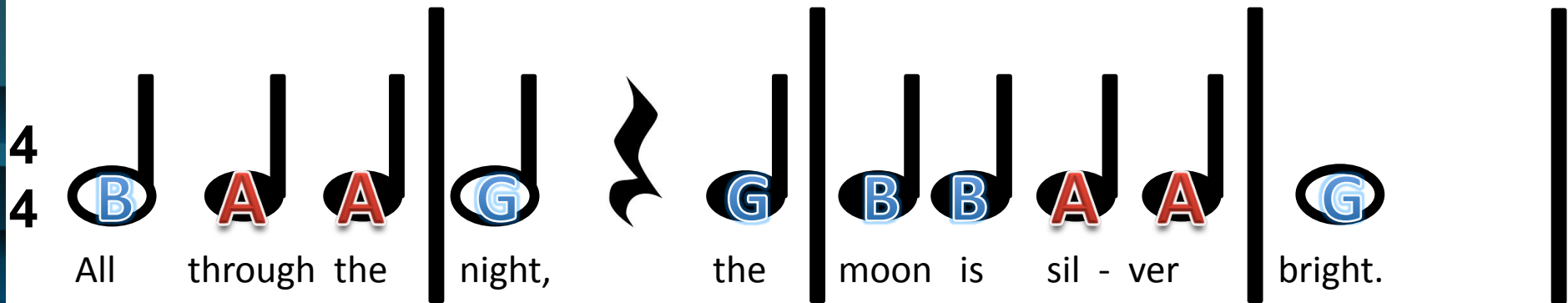
4  
4

All through the night.

- Sing the rhythms on “doo”
- Play the rhythms on your recorder, using “B” only

## Pitches with letter names (for playing on recorder):

4  
4



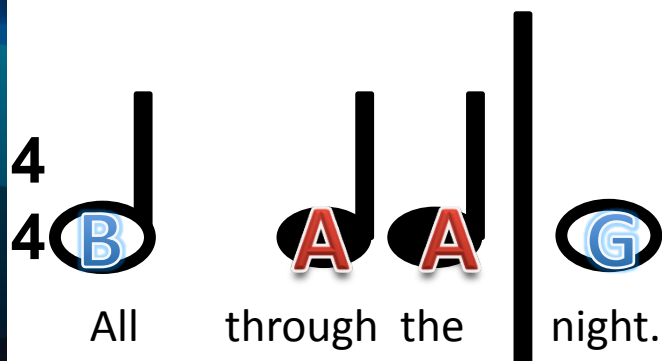
All through the night, the moon is sil - ver bright.

4  
4



Crick-et sings his ti - ny song, sings it through the whole night long,

4  
4



All through the night.

- Sing the song on pitch names while moving your fingers on the recorder
- Play the song on your recorder
- Remember to have your thumb on, 1 finger for B, 2 fingers for A and 3 fingers for G

# Pitches with letter names on the music staff

The image displays three musical staves, each with a treble clef and a 4/4 time signature. The notes are represented by black oval shapes with letter names in colored circles: blue for B, red for A, and blue for G. The first staff contains the sequence: B (first line), A (second line), A (second line), G (first space), a whole rest, G (first space), B (first line), B (first line), A (second line), A (second line), and G (first space). The second staff contains: G (first space), G (first space), A (second line), A (second line), B (first line), B (first line), A (second line), G (first space), G (first space), A (second line), A (second line), B (first line), B (first line), and A (second line). The third staff contains: B (first line), A (second line), A (second line), and G (first space).

- Sing the song on pitch names while moving your fingers on the recorder
- Play the song on your recorder
- Remember to have your thumb on, 1 finger for B, 2 fingers for A and 3 fingers for G